

A nighttime photograph of the Sydney Harbour Bridge, illuminated in blue, with the Sydney city skyline in the background. The water is dark, and several boats are visible in the harbour.

Building Bridges

From Australia to North America for Seventeen Years

Since 2007, Viriathus professionals have been amongst the most active in assisting Australian companies in attracting the attention of North American investors. Whether it is raising growth capital, producing institutional equity research, or providing corporate access services, we understand the nuances of both continents and know how to bridge the divide.


VIRIATHUS®

Geneva | Miami | New York | Sydney

David Batista
Senior Managing Director













+1 (212) 380-6200
david.batista@viriathus.com

 <p>PIPE Placement Agent</p> <p>AU\$550,000</p> <p>February 2024</p>	 <p>PIPE Co-Placement Agent</p> <p>AU\$9,000,000</p> <p>February 2024</p>	 <p>OTCQB Quotation Sponsor</p> <p>US\$12,357,712</p> <p>January 2024</p>	 <p>PIPE Co-Placement Agent</p> <p>AU\$2,798,000</p> <p>November 2023</p>
 <p>OTCQB Quotation Sponsor</p> <p>US\$64,160,277</p> <p>September 2023</p>	 <p>Rights Offering Underwriter</p> <p>AU\$14,710,554</p> <p>August 2023</p>	 <p>PIPE Placement Agent</p> <p>AU\$2,720,000</p> <p>June 2023</p>	 <p>PIPE Placement Agent</p> <p>AU\$900,000</p> <p>June 2023</p>
 <p>OTCQB Quotation Sponsor</p> <p>US\$15,274,826</p> <p>May 2023</p>	 <p>PIPE Placement Agent</p> <p>AU\$4,000,000</p> <p>May 2023</p>	 <p>OTCQB Quotation Financial Advisor</p> <p>US\$9,950,337</p> <p>March 2023</p>	 <p>PIPE Co-Placement Agent</p> <p>AU\$1,500,000</p> <p>February 2023</p>
 <p>PIPE Placement Agent</p> <p>AU\$4,500,000</p> <p>January 2023</p>	 <p>OTCQB Quotation Financial Advisor</p> <p>US\$5,048,901</p> <p>January 2023</p>	 <p>PIPE Co-Placement Agent</p> <p>AU\$1,080,000</p> <p>December 2022</p>	 <p>PIPE Co-Placement Agent</p> <p>AU\$1,500,000</p> <p>December 2022</p>
 <p>PIPE Placement Agent</p> <p>AU\$1,300,000</p> <p>December 2022</p>	 <p>PIPE Placement Agent</p> <p>AU\$2,112,000</p> <p>December 2022</p>	 <p>PIPE Placement Agent</p> <p>AU\$1,554,250</p> <p>November 2022</p>	 <p>OTCQB Quotation Financial Advisor</p> <p>US\$17,320,907</p> <p>October 2022</p>

 <p>OTCQB Quotation Financial Advisor</p> <p>US\$95,479,673</p> <p>October 2022</p>	 <p>PIPE Co-Placement Agent</p> <p>AU\$2,210,998</p> <p>October 2021</p>	 <p>OTCQB Quotation Financial Advisor</p> <p>US\$4,846,446</p> <p>September 2022</p>	 <p>PIPE Co-Placement Agent</p> <p>AU\$2,000,000</p> <p>September 2022</p>
 <p>OTCQX Listing Financial Advisor</p> <p>US\$231,905,122</p> <p>September 2022</p>	 <p>PIPE Co-Placement Agent</p> <p>AU\$2,500,000</p> <p>August 2022</p>	 <p>OTCQB Quotation Financial Advisor</p> <p>US\$38,965,122</p> <p>July 2022</p>	 <p>PIPE Sole Placement Agent</p> <p>AU\$2,500,000</p> <p>July 2022</p>
 <p>PIPE Co-Placement Agent</p> <p>AU\$2,396,850,000</p> <p>May 2022</p>	 <p>PIPE Co-Placement Agent</p> <p>AU\$2,392,244</p> <p>May 2022</p>	 <p>PIPE Financial Advisor</p> <p>AU\$1,050,000</p> <p>May 2022</p>	 <p>Pre-IPO Placement Agent</p> <p>AU\$2,400,000</p> <p>April 2022</p>
<p>Option Australia Pty Ltd</p> <p>Seed Funding Placement Agent</p> <p>AU\$1,900,000</p> <p>April 2022</p>	 <p>PIPE Placement Agent</p> <p>AU\$3,426,498</p> <p>March 2022</p>	 <p>PIPE Placement Agent</p> <p>AU\$2,000,000</p> <p>March 2022</p>	 <p>OTCQX Listing Financial Advisor</p> <p>US\$405,382,763</p> <p>February 2022</p>
<p>BLUE STAR HELIUM</p> <p>OTCQB Quotation Financial Advisor</p> <p>US\$55,515,952</p> <p>February 2022</p>	 <p>OTCQX Listing Financial Advisor</p> <p>US\$86,207,713</p> <p>February 2022</p>	 <p>OTCQB Quotation Financial Advisor</p> <p>US\$29,823,250</p> <p>January 2022</p>	 <p>OTCQB Quotation Financial Advisor</p> <p>US\$107,547,066</p> <p>November 2021</p>

 <p>OTCQB Quotation Financial Advisor</p> <p>US\$50,063,582</p> <p>November 2021</p>	 <p>PIPE Placement Agent</p> <p>AU\$4,000,000</p> <p>November 2021</p>	 <p>PIPE Placement Agent</p> <p>AU\$4,335,000</p> <p>October 2021</p>	 <p>OTCQB Quotation Financial Advisor</p> <p>US\$36,251,504</p> <p>October 2021</p>
 <p>SPP Financial Advisor</p> <p>AU\$2,000,000</p> <p>September 2021</p>	 <p>PIPE Placement Agent</p> <p>AU\$1,485,136</p> <p>September 2021</p>	 <p>PIPE Placement Agent</p> <p>AU\$7,000,000</p> <p>September 2021</p>	 <p>PIPE Placement Agent</p> <p>AU\$6,000,000</p> <p>September 2021</p>
 <p>PIPE Lead Placement Agent</p> <p>AU\$1,350,000</p> <p>August 2021</p>	 <p>OTCQB Quotation Financial Advisor</p> <p>US\$284,556,710</p> <p>August 2021</p>	 <p>PIPE Co-Placement Agent</p> <p>AU\$2,013,500</p> <p>August 2021</p>	 <p>PIPE Financial Advisor</p> <p>AU\$1,626,000</p> <p>July 2021</p>
 <p>OTCQB Quotation Financial Advisor</p> <p>US\$67,638,993</p> <p>July 2021</p>	 <p>OTCQX Quotation Financial Advisor</p> <p>US\$1,074,034,747</p> <p>June 2021</p>	 <p>OTCQX Quotation Financial Advisor</p> <p>US\$55,586,978</p> <p>May 2021</p>	 <p>OTCQB Quotation Financial Advisor</p> <p>US\$88,534,604</p> <p>April 2021</p>
 <p>OTCQB Quotation Financial Advisor</p> <p>US\$109,405,256</p> <p>April 2021</p>	 <p>PIPE Lead Placement Agent</p> <p>AU\$2,600,000</p> <p>April 2021</p>	 <p>PIPE Co-Placement Agent</p> <p>AU\$8,800,000</p> <p>April 2021</p>	 <p>PIPE Co-Placement Agent</p> <p>AU\$6,500,000</p> <p>April 2021</p>

 <p>OTCQB Quotation Financial Advisor</p> <p>US\$42,118,619</p> <p>March 2021</p>	 <p>PIPE Placement Agent</p> <p>AU\$5,000,000</p> <p>February 2021</p>	 <p>PIPE Sole Placement Agent</p> <p>AU\$1,000,000</p> <p>January 2021</p>	 <p>Private Placement Sole Placement Agent</p> <p>AU\$2,400,000</p> <p>December 2020</p>
 <p>SPP Underwriter</p> <p>AU\$1,189,650</p> <p>December 2020</p>	 <p>PIPE Sole Placement Agent</p> <p>AU\$2,369,889</p> <p>November 2020</p>	 <p>PIPE Placement Agent</p> <p>AU\$2,600,000</p> <p>November 2020</p>	 <p>PIPE Placement Agent</p> <p>AU\$6,000,000</p> <p>October 2020</p>
 <p>Rights Offering Underwriter</p> <p>AU\$2,321,814</p> <p>October 2020</p>	 <p>PIPE Co-Placement Agent</p> <p>AU\$7,046,084</p> <p>August 2020</p>	 <p>PIPE Sole Placement Agent</p> <p>AU\$2,550,000</p> <p>August 2020</p>	 <p>SPP Underwriter</p> <p>AU\$6,500,000</p> <p>August 2020</p>
 <p>Private Placement Sole Placement Agent</p> <p>AU\$1,000,000</p> <p>August 2020</p>	 <p>PIPE Sole Placement Agent</p> <p>AU\$2,145,625</p> <p>August 2020</p>	 <p>PIPE Sole Placement Agent</p> <p>AU\$1,160,000</p> <p>July 2020</p>	 <p>PIPE Sole Placement Agent</p> <p>AU\$4,500,000</p> <p>June 2020</p>
 <p>PIPE Placement Agent</p> <p>AU\$8,400,000</p> <p>June 2020</p>	 <p>Private Placement Placement Agent</p> <p>AU\$2,800,000</p> <p>May 2020</p>	 <p>PIPE Placement Agent</p> <p>AU\$1,001,300</p> <p>April 2020</p>	 <p>Private Placement Placement Agent</p> <p>AU\$1,100,000</p> <p>March 2020</p>

 <p>SPP Financial Advisor AU\$3,457,507 December 2019</p>	 <p>PIPE Placement Agent AU\$2,500,000 November 2019</p>	 <p>PIPE Sole Placement Agent US\$30,900,000 September 2019</p>	 <p>OTCQB Quotation Financial Advisor US\$29,685,235 September 2019</p>
 <p>ATM Offering Placement Agent AU\$500,000 July 2019</p>	 <p>PIPE Sole Placement Agent US\$5,200,000 January 2019</p>	 <p>OTCQX Listing Financial Advisor US\$70,375,457 October 2018</p>	 <p>OTCQX Listing Financial Advisor US\$205,857,080 September 2018</p>
 <p>OTCQX Listing Financial Advisor US\$202,744,395 September 2018</p>	 <p>OTCQB Quotation Financial Advisor US\$43,143,214 June 2018</p>	 <p>OTCQB Quotation Financial Advisor US\$10,017,501 June 2018</p>	 <p>SPP & Shortfall Placement Agent AU\$980,579 March 2018</p>
 <p>PIPE Placement Agent AU\$500,000 February 2018</p>	 <p>OTCQB Quotation Financial Advisor US\$71,757,483 January 2018</p>	 <p>PIPE Sole Placement Agent US\$1,500,000 November 2018</p>	 <p>PIPE Co-Placement Agent AU\$2,322,000 October 2017</p>
 <p>M&A Advisory Financial Advisor AU\$3,159,789 July 2016</p>	 <p>OTCQB Quotation Financial Advisor US\$17,698,746 February 2015</p>	 <p>Private Placement Placement Agent AU\$638,407 July 2014</p>	 <p>GXG MQ Listing Corporate Advisor €33,491,381 January 2014</p>

 <p>Reverse Merger Financial Advisor</p> <p>AU\$3,700,000</p> <p>October 2013</p>	 <p>GXG MQ Listing Corporate Advisor</p> <p>€30,788,741</p> <p>September 2013</p>	 <p>OTC Pink Quotation Financial Advisor</p> <p>US\$37,398,782</p> <p>May 2013</p>	 <p>Private Placement Placement Agent</p> <p>AU\$175,000</p> <p>December 2012</p>
 <p>Private Placement Placement Agent</p> <p>AU\$200,000</p> <p>August 2012</p>	 <p>PIPE Placement Agent</p> <p>AU\$1,704,812</p> <p>March 2012</p>	 <p>OTCQX Listing Financial Advisor</p> <p>US\$15,705,000</p> <p>January 2012</p>	 <p>PIPE Co-Placement Agent</p> <p>AU\$3,810,000</p> <p>December 2011</p>
 <p>Rights Offering Financial Advisor</p> <p>AU\$3,700,000</p> <p>November 2011</p>	 <p>PIPE Sole Placement Agent</p> <p>US\$10,720,000</p> <p>September 2011</p>	 <p>OTCQX Listing Financial Advisor</p> <p>US\$11,900,000</p> <p>March 2011</p>	 <p>IPO Financial Advisor</p> <p>AU\$6,500,000</p> <p>December 2010</p>
 <p>PIPE Placement Agent</p> <p>AU\$520,115</p> <p>October 2010</p>	 <p>Private Placement Placement Agent</p> <p>AU\$600,000</p> <p>October 2010</p>	 <p>PIPE Financial Advisor</p> <p>US\$6,000,000</p> <p>May 2010</p>	 <p>PIPE Sole Placement Agent</p> <p>AU\$500,000</p> <p>January 2010</p>
 <p>PIPE Sole Placement Agent</p> <p>US\$6,000,000</p> <p>June 2009</p>	 <p>PIPE Co-Placement Agent</p> <p>AU\$2,990,000</p> <p>May 2009</p>	 <p>PIPE Sole Placement Agent</p> <p>AU\$11,038,000</p> <p>April 2007</p>	 <p>PIPE Sole Placement Agent</p> <p>AU\$11,500,000</p> <p>February 2007</p>